

Datum: 3. Februar 2022

Page: 1/3

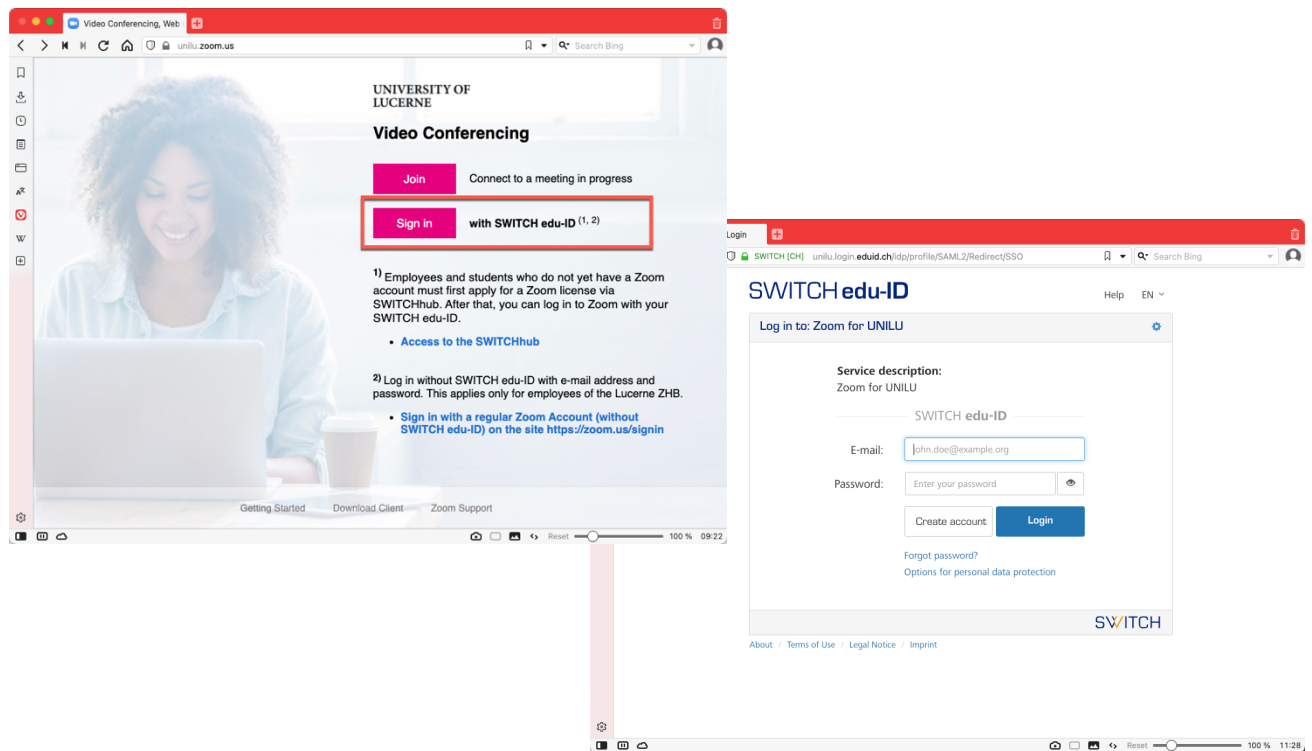
Login to Zoom with SWITCH edu-ID

Since August 2021, members of the University of Lucerne can use their SWITCH edu-ID to log in to Zoom instead of their email address and password. Since this date, Zoom accounts must be created directly via SWITCHhub using the SWITCH edu-ID.

On February 14, 2022, the Zoom login will be standardized and will only be possible with the SWITCH edu-ID.

Login to the Zoom website with SWITCH edu-ID

Go to <https://unilu.zoom.us> and click "Sign in", then log in to Zoom with your SWITCH edu-ID account.



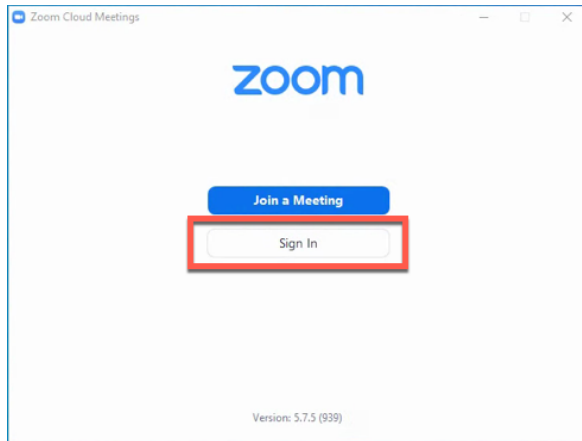
Please note: If you do not yet have a Zoom account, you must first create one via SWITCHhub. You can find more information about this on our homepage at the Teaching Development Center: <https://www.unilu.ch/en/university/services/teaching/teaching-development-centre/zoom>

FROHBURGSTRASSE 3
POSTFACH 4466
6002 LUZERN

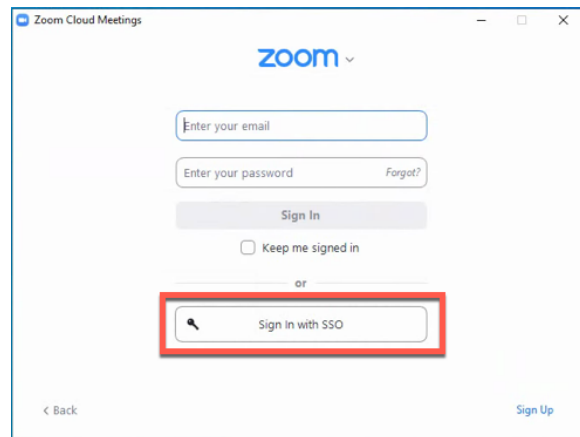
T +41 41 229 50 10
helpdesk@unilu.ch
www.unilu.ch/IT

Login to Zoom Desktop Client with SWITCH edu-ID

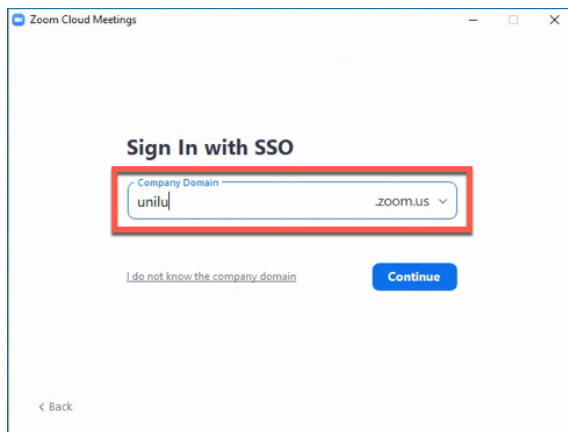
You can download a Zoom client for Windows or macOS directly from Zoom at https://zoom.us/download#client_4meeting. Start the Zoom Desktop Client, click on "Sign in" and then ...



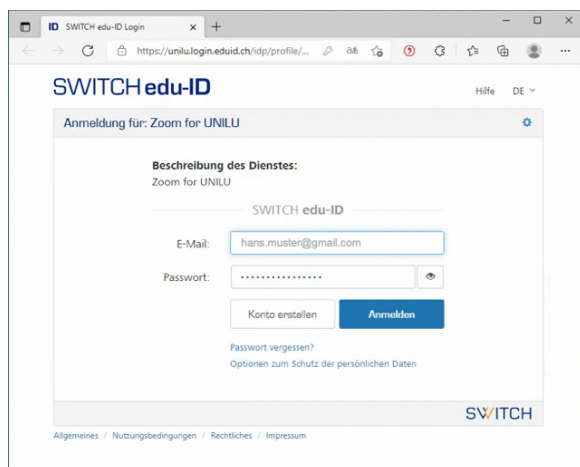
... on «Sign In with SSO».



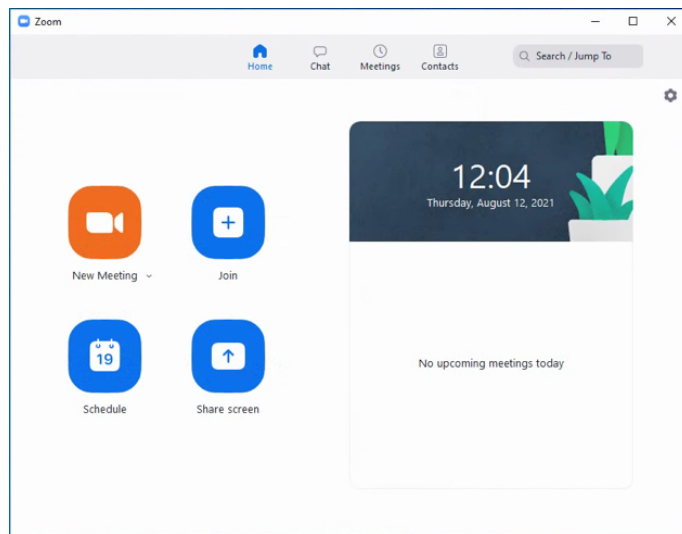
In the Company Domain field enter the value "unilu", then click the "Continue" button ...



... and then log in with your SWITCH edu-ID account.



After that, the Zoom Desktop Client will be launched with your Zoom account.



More information and support

For more information and support on Zoom, please visit the homepage of the University of Lucerne (<https://www.unilu.ch/en/university/services/teaching/teaching-development-centre/zoom>).